


,






2009

—



—

( )



□

,

;

□

;

□

,

;

□

,

;


□

,

;


□





43





□

□

■

■


■

□

(  
) ,

:


- .



□ 7

□ 7





:




(2-3 .)




(3-4

.)









# CNAA (

)




:

.

.

.




□ 2

.

.





➤ 1 —

➤ 2 —

➤ 3 —



1-



3



5



3

⋮

5

:

;

;

.


.

:


.

.

.





- 2000年以前：
  - 中国（10000）
  - 日本（7500 - 8000）
- 2000年以后：
  - 中国（28000）
- 2000年以后：
  - 中国（5-10%）
  - 日本（90-95%）
- 2000年以后：
  - 中国（5-10%）
  - 日本（90-95%）



700 – 800







□ 1- — ,

□ 2- —


,

□ 3- —

( ).

□

.



- 160 (65% ., 35% .; 84% ., 16% .)
- 75 (32 . , 43 .)
- 12-15